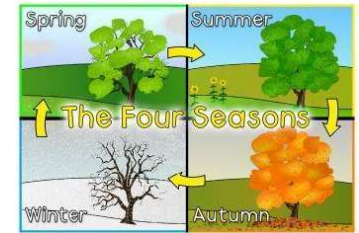


IES/ITS Homework

Homework will be sent out every Friday. Try to complete one activity each week and return your book to school every Wednesday.

All activities to be completed by Wednesday 19th October.



Homework One	Homework Two	Homework Three	Homework Four
Colour the specified number of objects. Signed:	Count and colour the objects and write the numeral. Signed:	Use your Fred Fingers to spell the words. Signed:	Practise forming your curly caterpillar letters with a swish up. Signed:
Completed on: ____/____/2022	Completed on: ____/____/2022	Completed on: ____/____/2022	Completed on: ____/____/2022
Staff:	Staff:	Staff:	Staff:

Project Homework

Our topic this half term is 'Seasons Change'. We would like you to create something to showcase what you have learnt. You could make a poster, model, fact file, art work or anything you choose.

Your projects need to be in school in the week beginning 17th October. You will then have the opportunity to come and see your child's work alongside all the other projects at the end of the week.

Homework One

Read the number and colour the correct number of objects.

6



10



9



7











8



Homework Two

Colour and count the objects. Write how many in the circle.


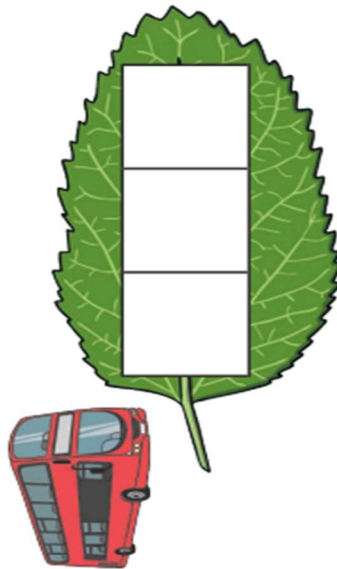









Homework Three

Use your Fred Fingers to spell these words correctly.

Phase 2 CVC Word Building Activity

The cheeky caterpillar has munched through all the words!
Can you help him to build the words by writing the letters in the phoneme frame?



Homework Four

Practise forming your curly caterpillar letters. Remember to bump the line first to add your swish up.

c c c c c c c c

c

a a a a a a a a

a

o o o o o o o o

o

d d d d d d d d

d

g g g g g g g g

g
